



Washington

SENSORY GUIDE

A resource for guests with cognitive disabilities
Including autism spectrum disorder (asd)

Contents

Overview

Page 3

Amenities

Page 6

Waterpark

Page 11

Attractions

Page 19



OVERVIEW

GREAT WOLF LODGE SENSORY GUIDE

OVERVIEW

AMENITIES

WATER PARK

ATTRACTIONS



GREAT WOLF LODGE WOULD LIKE TO RECOGNIZE THE PARTNERSHIP AND COLLABORATION WITH IBCCES IN BOTH CREATING THIS SENSORY GUIDE AND IN PROVIDING GUIDANCE AND TRAINING FOR OUR PACK MEMBERS.

IBCCES has been the leader in cognitive disorder training and certification for healthcare, education, and corporate professionals around the globe for over 20 years. IBCCES is the only credentialing board that provides travel and entertainment organizations with training and certification programs from experts, autistic self-advocates, and other resources, as well as long-term support to help them accommodate and assist autistic or sensory-sensitive visitors and their families. IBCCES created programs specifically for hospitality and recreational organizations in order to train staff and help develop other accommodations for this growing but underserved part of the community.

The assessors believe the information contained within this assessment report to be correct at the time of printing. The assessors do not accept responsibility for any consequences arising from the use of the information herein. The report is based on matters which were observed or came to the attention of the assessors during the day of the assessment and should not be relied upon as an exhaustive record of all possible risks or hazards that may exist or potential improvements that can be made.



GREAT WOLF LODGE SENSORY GUIDE

OVERVIEW

AMENITIES

WATER PARK

ATTRACTIONS



GREAT WOLF LODGE'S MISSION IS TO BRING JOY TO FAMILIES.

OVERVIEW

Great Wolf Lodge's mission is to bring joy to families. As the next step in ensuring this goal, we have partnered with the International Board of Credentialing and Continuing Education Standards (IBCCES) in an effort to ensure our lodge is a welcoming and joyous getaway for all of our visitors, including groups who may have a neurodivergent member. This partnership includes training and resources for our Pack Members in their interactions with neurodivergent and sensory-sensitive guests, as well as this Sensory Guide to hopefully allow our guests to be better prepared for their visit.

We understand how important it can be for families to have a thorough

understanding of a facility and its potential for sensory triggers. Our website (www.greatwolf.com) is an excellent resource for understanding the various features, attractions, retail outlets, and dining options at each of our lodges. As part of our partnership, IBCCES evaluated our slides, pools, and attractions to provide their independent and expert opinions on how each rates across sensory inputs, to give our guests a better level of information prior to visiting. Our sincere hope is that this Sensory Guide offers our guests some comfort and a sense of control as they prepare to experience a fun-filled visit to Great Wolf Lodge.



AMENITIES

GREAT WOLF LODGE SENSORY GUIDE

OVERVIEW

AMENITIES

WATER PARK

ATTRACTIONS

WRISTBANDS

A unique aspect of being an overnight guest at Great Wolf Lodge is the ability to leave your wallet and forms of payment secured in your guestroom while you enjoy our outlets and attractions. Upon check-in, our adult guests are outfitted with a wristband that includes a programmed RFID chip that functions as your guestroom key, as well as your ticket to enter the indoor water park. Also, it can be linked to your payment account, allowing you to charge purchases by simply scanning your wristband.

Children are also issued wristbands but without the RFID chip unless otherwise requested. If you have concerns that your child is likely to wander from your group

during your stay and find themselves separated, consider requesting an RFID wristband for your child. If a Pack Member recognizes a child is separated from their group, an RFID wristband will allow us to identify the reservation of their party and greatly enhance our ability to quickly reunite the group.

Additionally, you may wish to identify a member of your group as neurodivergent, so that our Pack Members are aware to take special considerations when interacting with that guest. We can offer a special multi-colored wristband to signal to our Pack Members that the wearer is neurodivergent. If interested, please request this wristband during check-in.



GREAT WOLF LODGE SENSORY GUIDE

OVERVIEW

AMENITIES

WATER PARK

ATTRACTIONS



QUEUES

We offer many attractions at Great Wolf Lodge across both the water park and our “dry play” Adventure Park. Each of our lodges are listed at the beginning of this Sensory Guide along with their respective attractions, so you can quickly see which are available at the lodge you plan to visit. As with any entertainment center, queues may form for certain attractions and there could be a slight wait time to experience it. This is more likely at our larger water-slides that are accessed via a tower staircase in the water park.

We understand that waiting in line can be a challenge for many individuals, but for various reasons, we do not offer any form of queue skipping service. However, many

of our attractions are often available without any kind of queue, such as our pools and various water park play structures. In addition, our arcades and lobby entertainment are also likely to be without a line. If the wait time associated with a specific attraction is particularly challenging to a member of your group, we encourage you to take advantage of these no-queue options or consider timing your water park experience during less crowded times, such as the beginning or ending of operating hours. Another consideration, if queuing is a concern, is to schedule your visit midweek during a non-school break period, when the lodge is usually less busy.

GREAT WOLF LODGE SENSORY GUIDE

OVERVIEW

AMENITIES

WATER PARK

ATTRACTIONS



QUIET AREAS

Each Lodge is unique in its layout, but each has public areas that are generally quieter than the more popular attraction areas. We encourage you to familiarize yourself with the layout upon arrival, to determine if there are sections that would allow you to quickly find a quieter area if the need arises. Also, feel free to ask any of our Pack Members if they can recommend such an area. Of course, as a hotel guest, you'll have your guestroom to take a break from the excitement of our water park and attractions. Within the water park, cabanas are available for rent, to provide a reserved area for your group and a sense of semi-seclusion from the surrounding environment.

ADA ACCESSIBILITY

Each Great Wolf Lodge property is prepared to assist guests with specific physical accessibility requirements. Our facilities permit service animals (including inside the water park, except in or near pools); we offer ADA compliant guestrooms with features highlighted in the guestroom descriptions portion of our website; and we include several accessible hotel features such as reserved accessible parking, accessibility elements within our food and beverage outlets, and equipment for those with audibility needs.

Additional details can be found online at www.greatwolf.com/accessibility. To the extent you have specific requirements or inquiries not addressed above or online, please either reach out to us by email (accessibility@greatwolf.com) or contact us by phone (800-905-9653) and mention you'd like to speak to someone regarding the accessibility features available at a Great Wolf Lodge.

GREAT WOLF LODGE SENSORY GUIDE

OVERVIEW

AMENITIES

WATER PARK

ATTRACTIONS

DINING/FOOD ALLERGIES

Great Wolf Lodge offers multiple food and beverage outlets to satisfy your group throughout your stay, while never having to leave the comforts of the lodge. Please check our website for the specific outlets found in the lodge at which you're staying—each of our outlet menus are conveniently located online to allow you to plan ahead for your group's preferences.

Traveling with food allergies or while on a gluten-free diet can be quite stressful, and our chefs at Great Wolf Lodge are trained and knowledgeable about most allergies. With advanced notice, our culinary team can often provide personalized options to guests, no matter their needs. To coordinate with the lodge's culinary

team prior to your stay, visit the “Dining” tab on the website page for the location you plan to visit. There, you'll find an email address for that lodge's executive chef to discuss your specific food allergies.

If unable to coordinate in advance of your visit, please talk to our front desk or restaurant Pack Members upon arrival at the lodge. The chef or sous chef will come out to speak to you directly about what foods may trigger an allergic reaction, and help you navigate the available menus.





WATER PARK

GREAT WOLF LODGE SENSORY GUIDE

OVERVIEW

AMENITIES

WATER PARK

ATTRACTIONS

SENSORY LEVEL SUMMARY

1 = low sensory stimulation, 10 = high sensory stimulation

TYPE	ATTRACTION	TOUCH	TASTE	SOUND	SMELL	SIGHT
	Alberta Falls	6	2	5	4	5
	Big Foot Pass	6	2	5	4	3
	Chinook Cove	6	2	5	4	3
	Cub Paw Pool	4	2	5	4	3
	Fort Mackenzie	7	2	6	4	5
	Howlin' Tornado	8	2	5	4	5
	River Canyon Run	6	2	5	4	5
	Slap Tail Pond	5	2	5	4	4
	South Hot Springs	7	2	5	4	3
	Whooping Hollow	4	2	5	4	3
	Totem Towers	5	2	5	4	3

GREAT WOLF LODGE SENSORY GUIDE

OVERVIEW

AMENITIES

WATER PARK

ATTRACTIONS



RIDE NAME:

Alberta Falls

ACTIVITY SUMMARY:

Descend four stories on this exhilarating tandem tube ride to give your pack four times the fun!

SENSORY LEVEL & PARTICIPANT GUIDELINES:

1 = low sensory stimulation, 10 = high sensory stimulation



TOUCH

6



TASTE

2



SOUND

5



SMELL

4



SIGHT

5

- Ride on a single or double tube through an enclosed slide
- Must be able to sit and grip tube
- Potential for splashing and immersion at end of slide

- Low impact on this sense throughout the attraction
- Potential to ingest water

- Background noise consisting of rushing water and other guests

- Scent of chlorine prominent

- Transition from darkness to bright light as rider exits slide
- Bright colors



RIDE NAME:

Big Foot Pass

ACTIVITY SUMMARY:

Challenge your agility, speed, and coordination by attempting to cross these large, floating lily pads with the help of only cargo nets for a fun water park experience.

SENSORY LEVEL & PARTICIPANT GUIDELINES:

1 = low sensory stimulation, 10 = high sensory stimulation



TOUCH

6



TASTE

2



SOUND

5



SMELL

4



SIGHT

3

- Users must be able to grip and balance
- Potential for immersion

- Low impact on this sense throughout the attraction
- Potential to ingest water

- Background noise consisting of rushing water and other guests
- Potential for close proximity/shared space with other guests

- Scent of chlorine prominent

- Bright colors
- Potential for water to splash in eyes

GREAT WOLF LODGE SENSORY GUIDE

OVERVIEW

AMENITIES

WATER PARK

ATTRACTIONS



RIDE NAME:

Chinook Cove

ACTIVITY SUMMARY:

Swim, splash, and play basketball within this fun water playground.

SENSORY LEVEL & PARTICIPANT GUIDELINES:

1 = low sensory stimulation, 10 = high sensory stimulation



TOUCH

6



TASTE

2



SOUND

5



SMELL

4



SIGHT

3

- Area for free swim, but may also engage in water play with sports equipment

- Low impact on this sense throughout the attraction
- Potential to ingest water

- Background noise consisting of rushing water and other guests
- Potential for close proximity/shared space with other guests

- Scent of chlorine is prominent

- Mostly natural light, indoor setting
- Potential for water to get in eyes



RIDE NAME:

Cub Paw Pool

ACTIVITY SUMMARY:

Splash and play with the pups in your pack in this kiddie swimming pool while exploring its fun activities.

SENSORY LEVEL & PARTICIPANT GUIDELINES:

1 = low sensory stimulation, 10 = high sensory stimulation



TOUCH

4



TASTE

2



SOUND

5



SMELL

4



SIGHT

3

- Young guests can play and interact in shallow water
- May be sprayed or have water dumped unexpectedly

- Potential for water to spray or splash in mouth
- Low impact on this sense

- Background noise consisting of rushing water and other guests
- Potential for close proximity/shared space with other guests

- Scent of chlorine prominent

- Mostly natural lighting, indoor setting
- Bright colors
- Potential for water to splash in eyes

GREAT WOLF LODGE SENSORY GUIDE

OVERVIEW

AMENITIES

WATER PARK

ATTRACTIONS



RIDE NAME:

Fort Mackenzie

ACTIVITY SUMMARY:

Prepare for fun in our interactive four-story water fort tree house complete with slides and toys for the whole pack.

SENSORY LEVEL & PARTICIPANT GUIDELINES:

1 = low sensory stimulation, 10 = high sensory stimulation

 TOUCH	7	 TASTE	2	 SOUND	6	 SMELL	4	 SIGHT	5
---	---	---	---	---	---	--	---	---	---

- Multiple areas to play, climb, and interact with water and play structures
- May be sprayed or have water dumped unexpectedly

- Low impact on this sense throughout the attraction
- Potential to ingest water

- Bell dings before bucket dumps water
- Background noise consisting of rushing water and other guests
- Potential for close proximity/shared space with other guests

- Scent of chlorine prominent

- Bright colors and potential interaction with play structures as well as other guests
- Mostly natural lighting, indoor setting



RIDE NAME:

Howlin' Tornado

ACTIVITY SUMMARY:

Take the plunge through six stories of swishing, swirling, splashing fun on our signature water slide designed for the adventure-seekers in your pack!

SENSORY LEVEL & PARTICIPANT GUIDELINES:

1 = low sensory stimulation, 10 = high sensory stimulation

 TOUCH	8	 TASTE	2	 SOUND	5	 SMELL	4	 SIGHT	5
---	---	---	---	---	---	--	---	---	---

- Sensation of twists and turns as tube moves swiftly along slide
- Potential for splashing and immersion at end of slide
- Must be able to sit and grip tube

- Low impact on this sense throughout the attraction
- Potential to ingest water

- Background noise consisting of loud rushing water and other guests

- Scent of chlorine prominent

- Spinning and twisting
- Riders move quickly down the slide as scenery rushes
- Transition from darkness to bright light as rider exits slide

GREAT WOLF LODGE SENSORY GUIDE

OVERVIEW

AMENITIES

WATER PARK

ATTRACTIONS



RIDE NAME:

River Canyon Run

ACTIVITY SUMMARY:

Twist and dip over this raft water slide's gentle curves and bends designed for the whole pack to enjoy.

SENSORY LEVEL & PARTICIPANT GUIDELINES:

1 = low sensory stimulation, 10 = high sensory stimulation

 TOUCH	6	 TASTE	2	 SOUND	5	 SMELL	4	 SIGHT	5
---	---	---	---	---	---	--	---	---	---

- Ride on 2-5 person tube through enclosed slide
- Potential for splashing and immersion at end of slide
- Must be able to sit and grip tube

- Low impact on this sense throughout the attraction
- Potential to ingest water

- Background noise consisting of rushing water and other guests

- Scent of chlorine prominent

- Transition from darkness to bright light as rider exits slide
- Bright colors



RIDE NAME:

Slap Tail Pond

ACTIVITY SUMMARY:

Catch a wave and play in the swells sweeping in from the five-foot deep end to the zero-depth entry shallows. Our wave pool can be enjoyed by pack members of all ages!

SENSORY LEVEL & PARTICIPANT GUIDELINES:

1 = low sensory stimulation, 10 = high sensory stimulation

 TOUCH	5	 TASTE	2	 SOUND	5	 SMELL	4	 SIGHT	4
---	---	---	---	---	---	--	---	---	---

- Splashing water, rolling waves

- Low impact on this sense throughout the attraction
- Potential to ingest water

- Background noise consisting of splashing water and other guests
- Potential for close proximity/ shared space with other

- Scent of chlorine prominent

- Open waters with other swimmers
- Can get crowded
- Potential for water to splash in eyes

GREAT WOLF LODGE SENSORY GUIDE

OVERVIEW

AMENITIES

WATER PARK

ATTRACTIONS



RIDE NAME:

South Hot Springs

ACTIVITY SUMMARY:

Relax and take a break from the water park action in our warming pool. This is open to pack members of all ages.

SENSORY LEVEL & PARTICIPANT GUIDELINES:

1 = low sensory stimulation, 10 = high sensory stimulation



TOUCH

7



TASTE

2



SOUND

5



SMELL

4



SIGHT

3

- Jets are present under water
- Temperatures may be too high for some users

- Low impact on this sense throughout the attraction
- Potential to ingest water

- Background noise consisting of splashing water and other guests
- Potential for close proximity/shared space with other

- Scent of chlorine prominent

- Mostly natural light, indoor setting
- Potential for water to splash in eyes



RIDE NAME:

Whooping Hollow

ACTIVITY SUMMARY:

Watch your pups howl with glee as they splash and play in this perfectly-sized playground.

SENSORY LEVEL & PARTICIPANT GUIDELINES:

1 = low sensory stimulation, 10 = high sensory stimulation



TOUCH

4



TASTE

2



SOUND

5



SMELL

4



SIGHT

3

- Multiple smaller slides into shallow water
- Potential for splashing at the end of each slide

- Low impact on this sense throughout the attraction
- Potential to ingest water

- Background noise consisting of rushing water and other guests
- Potential for close proximity/shared space with other visitors

- Scent of chlorine prominent

- Bright colors
- Potential for water to splash in eyes

GREAT WOLF LODGE SENSORY GUIDE

OVERVIEW

AMENITIES

WATER PARK

ATTRACTIONS



RIDE NAME:

Totem Towers

ACTIVITY SUMMARY:

Fly the coop on these water slides once you've reached the top of Fort MacKenzie, our interactive water fort tree house.

SENSORY LEVEL & PARTICIPANT GUIDELINES:

1 = low sensory stimulation, 10 = high sensory stimulation



TOUCH

5



TASTE

2



SOUND

5



SMELL

4



SIGHT

3

- Two colorful waterslides ending in shallow water
- Potential for splashing at the end of each slide
- May move through slide quickly

- Low impact on this sense throughout the attraction
- Potential to ingest water

- Background noise consisting of rushing water and other guests

- Scent of chlorine prominent

- Bright colors
- Potential for water to splash in eyes



ATTRACTIONS

GREAT WOLF LODGE SENSORY GUIDE

OVERVIEW

AMENITIES

WATER PARK

ATTRACTIONS

SENSORY LEVEL SUMMARY

1 = low sensory stimulation, 10 = high sensory stimulation

TYPE	ATTRACTION	TOUCH	TASTE	SOUND	SMELL	SIGHT
	Build-A-Bear	4	1	3	1	2
	Grand Lobby	2	1	5	1	3
	Howl at the Moon Glow Golf	4	1	5	1	5
	Howlers Peak Ropes Course	4	1	2	1	5
	MagiQuest	3	1	4	1	4
	Moonstone Mine	3	1	6	1	8
	Northern Lights Arcade	4	1	8	1	8
	Oliver's Mining Co.	3	1	4	1	3
	Shadow Quest	3	1	4	1	4

GREAT WOLF LODGE SENSORY GUIDE

OVERVIEW

AMENITIES

WATER PARK

ATTRACTIONS



ATTRACTION NAME:

Build-A-Bear

ACTIVITY SUMMARY:

Watch your child create a forever pal of their very own at Build-A-Bear Workshop. Choose a favorite from the Great Wolf Pack characters and take your pick of outfits, colorful costumes, and accessories, then watch as the plush toy comes to life right before your pup's eyes. You can even pick up matching clothing for your little ones!

SENSORY LEVEL & PARTICIPANT GUIDELINES:

1 = low sensory stimulation, 10 = high sensory stimulation



TOUCH

4



TASTE

1



SOUND

3



SMELL

1



SIGHT

2

- Users touch materials as part of the process
- Additional arts & crafts are scheduled at the large table

- Low impact on this sense

- Potential for close proximity/shared space with other visitors
- Machines make additional sounds
- Music and some background sounds from surrounding areas

- Low impact on this sense

- Users surrounded by brightly colored equipment
- Indoor/overhead lighting



ATTRACTION NAME:

Grand Lobby

ACTIVITY SUMMARY:

Experience a world of play, all under one roof. Our variety of exciting attractions offer something for everyone, from arcade games and mini bowling to Great Wolf's exclusive interactive adventure game, MagiQuest. Our lobby area is the hub to explore all these attractions and much more!

SENSORY LEVEL & PARTICIPANT GUIDELINES:

1 = low sensory stimulation, 10 = high sensory stimulation



TOUCH

2



TASTE

1



SOUND

5



SMELL

1



SIGHT

3

- Low impact on this sense
- Opportunity for tactile engagement if participating in daily events

- Low impact on this sense

- Potential for close proximity/shared space with other visitors
- This can be a busy and active space during events
- Microphones and music may be utilized before and during events

- Low impact on this sense

- Indoor/overhead lighting
- Some additional lighting from fireplace

GREAT WOLF LODGE SENSORY GUIDE

OVERVIEW

AMENITIES

WATER PARK

ATTRACTIONS



ATTRACTION NAME:

Howl at the Moon Glow Golf

ACTIVITY SUMMARY:

No family vacation would be complete without a round of miniature golf for the whole pack. Howl at the Moon is an immersive black-light course that brings a nature-themed forest to vibrant life. Reserve your tee time or just show up and enjoy nine creatively designed holes to challenge and entertain players of all ages.

SENSORY LEVEL & PARTICIPANT GUIDELINES:

1 = low sensory stimulation, 10 = high sensory stimulation



TOUCH

4



TASTE

1



SOUND

5



SMELL

1



SIGHT

5

- Participants swing and use clubs to aim their golf ball
- Play at your own pace
- Some differing walking surfaces as players transition between and within holes

- Low impact on this sense

- Noise from bowling alley can be heard
- Sound echoes in this area
- Sound of fan is prevalent

- Low impact on this sense

- Features low lighting with black lights
- Neon writing/ designs on dark walls



ATTRACTION NAME:

Howlers Peak Ropes Course

ACTIVITY SUMMARY:

Take your family on an invigorating aerial adventure that will have you balancing on ropes, crossing bridges and climbing through obstacles: all from the safety of a climbing harness! Our ropes course offers high-flying fun that will elevate your family vacation to a whole new level.

SENSORY LEVEL & PARTICIPANT GUIDELINES:

1 = low sensory stimulation, 10 = high sensory stimulation



TOUCH

4



TASTE

1



SOUND

2



SMELL

1



SIGHT

5

- Users need to be able to grasp, balance, and climb through the ropes course
- Need to wear safety gear

- Low impact on this sense

- Ropes course makes loud clicking sounds as users move through it
- Background sounds from nearby areas

- Low impact on this sense

- Ability to climb high and look down
- Outdoor/natural setting

GREAT WOLF LODGE SENSORY GUIDE

OVERVIEW

AMENITIES

WATER PARK

ATTRACTIONS



ATTRACTION NAME:

MagiQuest

ACTIVITY SUMMARY:

Explore the lodge and take part in the adventure of a lifetime! MagiQuest turns Great Wolf Lodge into a live-action videogame where you're the star. You'll choose a special magic wand, top it with extra powers, and set off on a quest to help the Guardians protect the Realm Portals, in order to earn the title of Master Magi. Play for a few minutes or all day. Be sure to take your wand home—you can continue your adventure on your next trip to Great Wolf Lodge.

SENSORY LEVEL & PARTICIPANT GUIDELINES:

1 = low sensory stimulation, 10 = high sensory stimulation



TOUCH

3



TASTE

1



SOUND

4



SMELL

1



SIGHT

4

- Wave wand to activate
- Guests walk station to station
- Must travel to other floors to complete

- Low impact on this sense

- Attraction features music and sounds
- Background sounds from nearby areas

- Low impact on this sense

- Parts of the attraction light up when interacting
- Features many digital screens



ATTRACTION NAME:

Moonstone Mine

ACTIVITY SUMMARY:

Lose yourself in this one-of-a-kind interactive mining experience, centered around an enthralling mirror maze you'll remember long after you've found the exit. And once you conquer the maze, you'll have gained the chance to pan for beautiful gemstones at Oliver's Mining Company.

SENSORY LEVEL & PARTICIPANT GUIDELINES:

1 = low sensory stimulation, 10 = high sensory stimulation



TOUCH

3



TASTE

1



SOUND

6



SMELL

1



SIGHT

8

- Users walk through the mirror maze
- Users can interact with some parts of the attraction

- Low impact on this sense

- Music and loud sounds are featured as part of this attraction
- Sounds echo in this area
- Potential for close proximity/shared space with others

- Low impact on this sense

- Users navigate through a mirror maze
- Some users may need to use hands to distinguish between the path and the mirrors

GREAT WOLF LODGE SENSORY GUIDE

OVERVIEW

AMENITIES

WATER PARK

ATTRACTIONS



ATTRACTION NAME:

Northern Lights Arcade

ACTIVITY SUMMARY:

The Northern Lights Arcade is packed with incredible games to challenge and entertain the entire family. Lights, action, and energy fill the arcade with excitement, surrounding you with the newest and best games — and great prizes, too. The more you play, the more you can win! Plus, Paw Points don't expire: Bring your card back when you visit again for more arcade fun.

SENSORY LEVEL & PARTICIPANT GUIDELINES:

1 = low sensory stimulation, 10 = high sensory stimulation

TOUCH	4	TASTE	1	SOUND	8	SMELL	1	SIGHT	8
<ul style="list-style-type: none"> Participants will throw, squeeze, toss, push buttons and engage in various games and equipment Lots of opportunity for tactile engagement 		<ul style="list-style-type: none"> Low impact on this sense 		<ul style="list-style-type: none"> High potential for close proximity/ shared space with other visitors When busy, can be noisy as sounds may echo Music, buzzers, and other sounds may occur 		<ul style="list-style-type: none"> Low impact on this sense 		<ul style="list-style-type: none"> Bright colors/lights Blinking/flashing lights Digital graphics Potential for space to be crowded 	



ATTRACTION NAME:

Oliver's Mining Co.

ACTIVITY SUMMARY:

Dig into adventure as you pan and sift your way to discovering beautiful gemstones buried in the mine—what's hiding in your pay dirt? Take your new collection of valuables home in a keepsake gem bag, complete with gemstone identification guide and personalized labels.

SENSORY LEVEL & PARTICIPANT GUIDELINES:

1 = low sensory stimulation, 10 = high sensory stimulation

TOUCH	3	TASTE	1	SOUND	4	SMELL	1	SIGHT	3
<ul style="list-style-type: none"> Guests sift gemstones Hands will get wet 		<ul style="list-style-type: none"> Low impact on this sense 		<ul style="list-style-type: none"> Sound of rushing water Additional sounds from surrounding areas 		<ul style="list-style-type: none"> Low impact on this sense 		<ul style="list-style-type: none"> Water in trough is constantly flowing Indoor/overhead lighting Potential for water to splash in eyes 	

GREAT WOLF LODGE SENSORY GUIDE

OVERVIEW

AMENITIES

WATER PARK






ATTRACTIONS



ATTRACTION NAME:
Shadow Quest

ACTIVITY SUMMARY:
Explore the lodge and take part in the adventure of a lifetime! Shadow Quest turns Great Wolf Lodge into a live-action videogame where you're the star. You'll choose a special magic wand, top it with extra powers, and set off on a quest to help the Guardians protect the Realm Portals, in order to earn the title of Master Magi. Play for a few minutes or all day. Be sure to take your wand home—you can continue your adventure on your next trip to Great Wolf Lodge.

SENSORY LEVEL & PARTICIPANT GUIDELINES:
1 = low sensory stimulation, 10 = high sensory stimulation

 TOUCH	3	 TASTE	1	 SOUND	4	 SMELL	1	 SIGHT	4
<ul style="list-style-type: none">Wave wand to activateGuests walk station to stationMust travel to other floors to complete		<ul style="list-style-type: none">Low impact on this sense		<ul style="list-style-type: none">Attraction features music and soundsBackground sounds from nearby areas		<ul style="list-style-type: none">Low impact on this sense		<ul style="list-style-type: none">Parts of the attraction light up when interactingFeatures many digital screens	